A Study on Gaze Estimation Using Head and Body Pose Information

Nobuhiro Funatsu[1], Tomokazu Takahashi[2], Daisuke Deguchi[3], Ichiro Ide[1], and Hiroshi Murase[1]
[1] Graduate School of Information Science, Nagoya University, Furou-cho, Chikusa-ku, Nagoya-shi, Aichi-ken, Japan
Email: funatsun@murase.m.is.nagoya-u.ac.jp, {ide, murase}@is.nagoya-u.ac.jp
[2] Faculty of Economics and Information, Gifu Shotoku Gakuen University, 1-38, Nakauzura, Gifu-shi, Gifu-ken, Japan
Em ail: ttakahashi@gifu.shotoku.ac.jp
[3] Information and Communications Headquarters, Nagoya University, Furou-cho, Chikusa-ku, Nagoya-shi, Aichi-ken, Japan
Email: ddeguchi@nagoya-u.jp

***Abstract*—Gaze estimation from an image is an important technique for tasks such as driver monitoring and measuring of advertising effectiveness. For this, most existing methods require a high quality image of eyes. However, It is difficult to obtain the eye images when eye occlusion occurs due to sunglasses or face rotation. Another approach approximates head directions to gaze directions. However, the gaze direction is affected not only by the head direction but also by the body direction. Thus, we are studying a method that estimates the gaze direction accurately using information on both head and body pose directions. Experimental result showed that the proposed method could estimate gaze directions more accurately than by using the information on only head directions.**

***Index Terms*—gaze estimation, head direction, body direction**

I. Introduction

Gaze estimation techniques using a camera have widely been studied in recent years. The techniques can be applied to tasks such as driver monitoring for a driving support system or measuring of advertising effectiveness. In a driving support system, the gaze measurements are used for warning on ahead in order to prevent a traffic accident. For example, the system warns a driver before he/she enters an intersection ignoring a traffic signal, or makes a lane change or a turn without checking the mirror. The gaze measurements are also considered useful from the viewpoint of filtering information provided to a driver. Traffic signal, pedestrian and vehicle ahead detection using an in-vehicle camera is actively studied. However, increasing the amount of information the driver receives from the systems distract, the driver and may even lead to the increase of traffic accidents. In order to avoid distraction, the driving support system should warn only when the driver is not focusing to important targets. On the other hand, techniques to measure the effectiveness of outdoor advertisements based on gaze measurements have also been studied. The amount of traffic in front of an advertisement is traditionally used to measure the advertising effectiveness. However, it does not necessarily correspond to the number of people who have actually recognized the advertisement. For this reason, there is a need for a technique to measure it accurately. Moreover, in recent years, advertising media using a flat panel monitors, called digital signages, is rapidly becoming popular. Since digital signages can change its contents from time to time, real-time measurement of the advertising effectiveness is also required. To achieve this, a technique [1] using a camera mounted near the advertisement is developed. This technique counts the number of persons who see the advertisement and the time while the person focuses on it by detecting the face and estimating its direction.

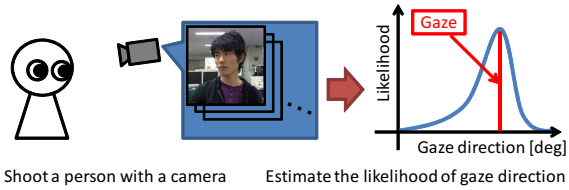

Fig. 1. Gaze estimation by images.

Most existing methods to estimate a gaze direction using a camera uses the location of the iris in the eye area. The methods require a high-quality image of the eye captured from a high resolution camera or a wearable device. However, an eye image obtained under real environments is often in low resolution, affected by illumination changes and occluded by sunglass or head rotation. On the other hand, since head pose estimation is easier than the detection of eyes, another approach is used in [2] that approximates a head direction to a gaze direction. This approach assumes that the gaze direction is probabilistically distributed around the face direction. However, it has the following two problems:

1) Factors that influence a gaze direction are not only the face direction but also the body direction, their motion, and the situation the person is in. For example, since the speed and the motion range differ between eye and neck, head pose with respect to body pose and these motion bias the shape of the distribution of gaze directions.
2) Results of pose estimation from an image always obtain unavoidable errors due to low resolution, illumination, occlusion, and so on.

In this paper, aiming to achieve accurate gaze estimation in a situation where eyes could not be detected from an image accurately, we report a study on a gaze estimation method using a camera with the following approaches:

1) We particularly focus on the head pose and the body pose for the gaze estimation, and use the relationship between the gaze direction and the head pose with respect to the body pose that is obtained from the result of a human experiment.
2) We use a likelihood distribution of pose information for the gaze estimation instead of directly using a pose estimation result.

The rest of the paper is organized as follows: Section 2 gives a brief overview of related work. The proposed method is described in section 3 and the experimental results are discussed in section 4. Finally section 5 gives conclusions of this paper and future work.

II. RELATED WORK

There are methods to estimate the gaze direction from an image of a person by detecting eyes. The methods are roughly divided into two; methods based on a three dimensional eye model and those based on the appearance of eyes. To estimate the gaze direction, the methods based on the three dimensional eye model estimate the position of the iris by detecting its edges and fitting an ellipse to it, and then fitting the estimated position to the eye model [3], [4]. On the other hand, the methods based on the appearance do not detect the iris, but collects many learning images of the eye in various gaze directions and learns the distribution of the pixel values to estimate the gaze direction. As the methods based on the appearance, methods using neural network [5], [6] and a method using nearest neighbor search [7] are proposed. These methods require high quality images of eyes. Accordingly, the person has to approach the camera or wear a special device. However, the use of wearable devices is not practical especially when considering the measurement of advertising effectiveness. Even if the person approaches the camera, obtaining high-quality eye images is difficult due to illumination changes and occlusion.

As an approach to estimate the gaze without observing the person, a method using a saliency map [8] is proposed. The saliency map is a calculation model of a visual attention based on study results [9] in the field of cognitive science. In the method, a position that a person is likely to notice is estimated from image features computed from an input image. In order to estimate the gaze direction, a first-person-viewpoint video is used in [10]. The video is captured by the camera fixed on the head to compute the saliency map. The position that a driver is likely to notice is estimated in [2] by combining the saliency map from a video captured with a panorama camera attached to a car and the head pose from a video capturing the driver.

III. PROPOSED METHOD

The head pose, the body pose, their motion, and so on. are considered as factors that influence the gaze direction. Among them, we focus in this paper the head pose and the body pose. Besides, we only consider the horizontal gaze direction in this paper.

Even if we can obtain accurate pose information, we cannot determine the gaze direction uniquely because eyes can move independently. In order to represent this ambiguity, we represent the gaze direction under given pose information as a conditional likelihood function $L(\text{gaze}|\text{pose information})$. It is difficult to estimate accurate pose information from an image of a person because the image is often in low resolution, affected by illumination changes, and partial occlusions. Therefore, we represent pose information when the image of a person is obtained as a conditional likelihood function $L(\text{pose information}|\text{image of person})$. These two conditional likelihood functions are integrated to obtain the final gaze estimation result. Figure 2 shows the process flow of the proposed method. The proposed method mainly consists of three parts that are an online gaze estimation part and two offline learning parts. Each part is explained below.

A. Gaze estimation

We represent a gaze direction as a scalar x, pose information as a two dimensional vector $\boldsymbol{y}$ consisting of head and body directions, and an observed image of a person as a vector $\boldsymbol{z}$. In order to estimate x from the images of person $\boldsymbol{z}$, the proposed method calculates the following form:

$$L(x|\boldsymbol{z}) = \sum_{\boldsymbol{y}} L(x|\boldsymbol{y})L(\boldsymbol{y}|\boldsymbol{z}). \quad (1)$$

The gaze direction that maximizes the likelihood value is finally output as a result of gaze estimation.

In the online gaze estimation stage, the proposed method first calculates the likelihood distribution of the pose information $L(\boldsymbol{y}|\boldsymbol{z}')$ from the input image $\boldsymbol{z}'$ by the pose estimator constructed in an offline process. Integrating the resulting likelihood $L(\boldsymbol{y}|\boldsymbol{z}')$ and the relationships between gaze and pose information $L(x|\boldsymbol{y})$ acquired in an offline process, the proposed method obtains the likelihood distribution of the gaze $L(x|\boldsymbol{z}')$ in which the ambiguity of pose estimation and the relationship between the gaze and pose information are considered.

B. Construction of pose estimator

Likelihood functions of the pose information conditioned by the captured image, $L(\boldsymbol{y}|\boldsymbol{z})$, are calculated by an existing pose estimation method. In the paper, the pose information $\boldsymbol{y}$ consists of the face direction and the body direction, and the body direction is fixed to 0 degree, therefore, only the face direction is estimated based on an eigenspace method. This method first calculates an eigenspace from learning face images and projects all of the learning images on the eigenspace. To estimate the face direction, an input image is also projected on the eigensapce, and distances between the input image and the learning images for each direction $d(\boldsymbol{y}|\boldsymbol{z}')$ are calculated. To obtain the likelihood values, the distances for all face directions are then transformed by the following

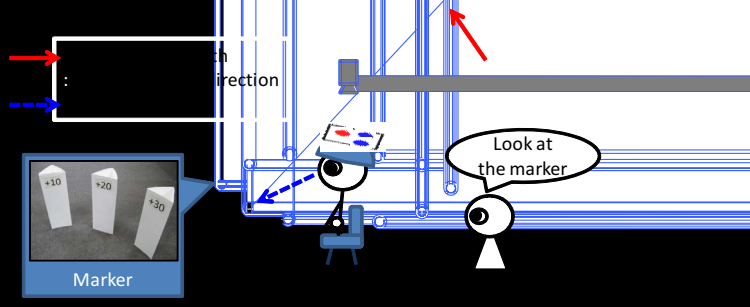
:
irection
Look at
the marker
+10
+20
+30
Marker

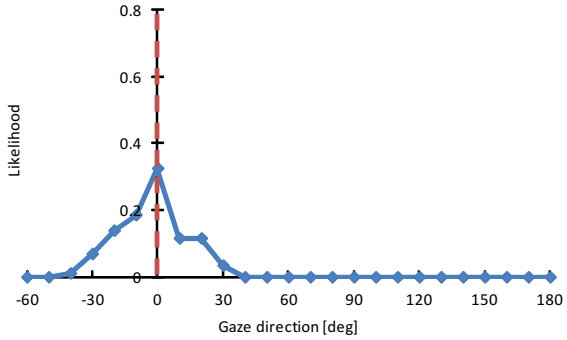

(a) Face direction with respect to body pose = 0 degree

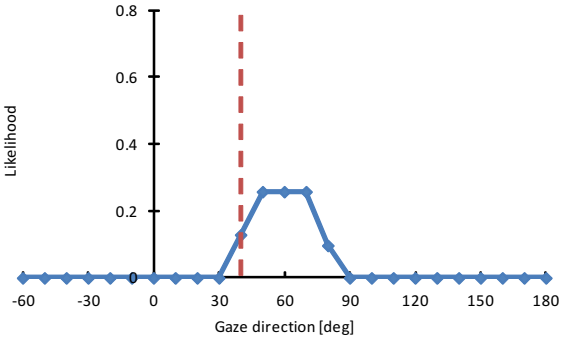

(b) Face direction with respect to body pose = 40 degrees

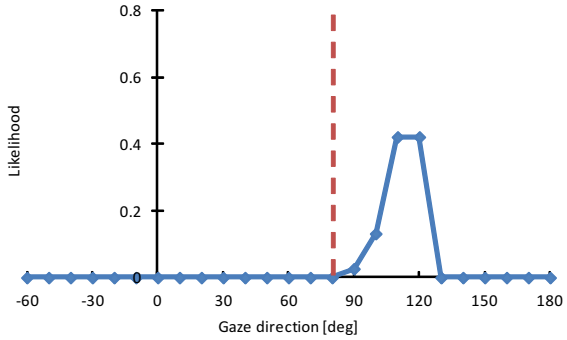

(c) Face direction with respect to body pose = 80 degrees

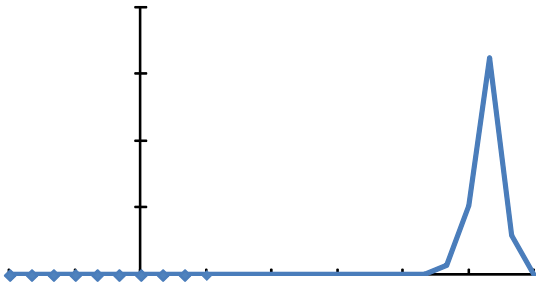

ined from the experiment described in section 4. In order
otain learning images of the face pose estimator, a subject
gaze. In the experiment, we used likelihood functions L
captured by a camera in front of the subject and face areas
e images were cropped manually. Similarly, we obtained
images and cropped face areas of the images manually.
test images were composed of 108 images (= 36 directions
ages). Figure 6 shows the estimation error for each gaze
tion. From the figure, we can see that the accuracy of the
osed method was f